

# Weld Valley

SOUTHERN FORESTS, TASMANIA

Welcome to Tasmania's Weld Valley, a place of special timbers, leatherwood honey, pure water, discovery and adventure.




## Tahune AirWalk

Your departure point for the tour, the Tahune AirWalk is one of Tasmania's most popular tourism attractions. Spend some time taking a walk in the treetops, exploring the walking tracks or browsing in the visitor centre.



## Grovers Bluff

This spectacular lookout provides a vista across the Weld Valley into the Tasmanian Wilderness World Heritage area. Here you will see the extent of the Weld Valley that is protected as wilderness, as well as the areas on the fringe of the valley that are managed as State forest.



## Regrowth Forest

Small areas of the Weld Valley are available for sustainable timber harvesting, which provides employment for people in the nearby Huon Valley. Areas such as this regrowth forest, much of which has regenerated after the 1934 bushfires, can be harvested for valuable sawlogs and veneer logs. All areas that are harvested are replanted back to native forest, with seed collected from the site.



## Fishing - Weld Eddy

Accessed via the recently-opened walking track through State forest, the Weld Eddy offers world-class trout fishing from crystal clear waters. Throw in a line and try your luck during the trout season (to obtain a trout fishing licence, contact the Inland Fisheries Service on 6233 4140).



## Reuben Falls

Located on the Isabella Creek and secluded in cool temperate rainforest, Reuben Falls are a dramatic sight at any time of the year. An ideal place to enjoy a leisurely picnic lunch.



## Special Timber Management Unit

This area is one of a number within the Weld Valley that are managed to provide a long-term supply of Tasmania's world famous special species timbers, such as the myrtle and celery top pine that are prized by artisans. This area also contains stands of leatherwood, which are set aside as sources of Tasmania's premium aromatic honey.



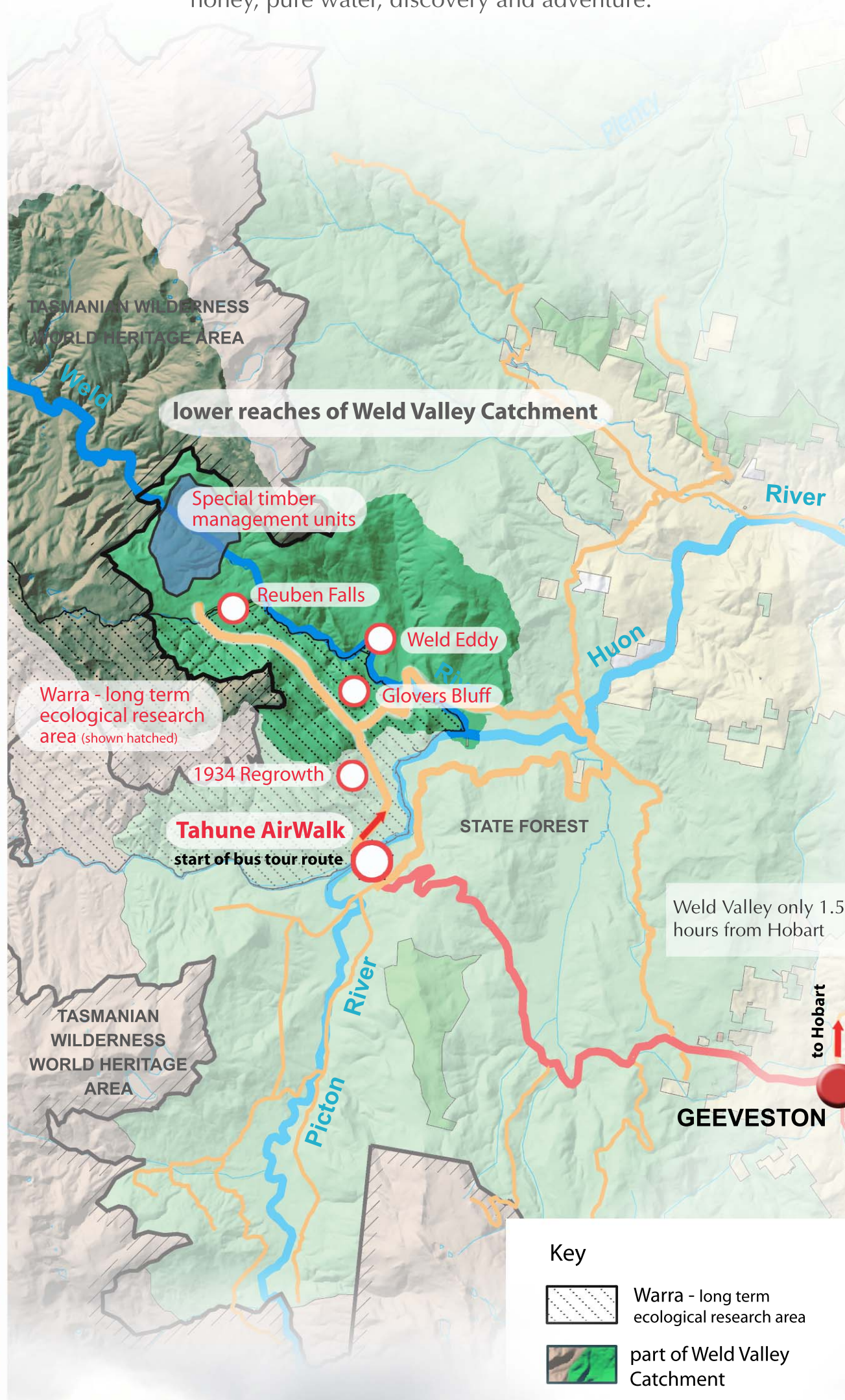
## Warra Long Term Ecological Research area

Half of the wet eucalypt forest in the Weld Valley State Forest is contained within the Warra Long Term Ecological Research area, which is managed by Forestry Tasmania and our research partners to develop a greater understanding of biodiversity in wet eucalypt forests. A number of research projects are currently under way at Warra, including monitoring of bird, insect and plant biodiversity.



## Discovery and adventure

The Weld Valley is managed for multiple uses, which means that there are many opportunities for adventure activities. These include mountain bike riding, horse riding, hiking, rafting and fossicking.



lower reaches of Weld Valley Catchment

Special timber management units

Reuben Falls

Weld Eddy

Grovers Bluff

Warra - long term ecological research area (shown hatched)

1934 Regrowth

Tahune AirWalk

start of bus tour route



STATE FOREST

Weld Valley only 1.5 hours from Hobart

GEEVESTON

to Hobart

### Key

-  Warra - long term ecological research area
-  part of Weld Valley Catchment



Grovers Bluff

Weld River

Eddy Plains